

**MOST IMMEDIATE**

No. 5-1/2020-Desk (MDM)  
Government of India  
Ministry of Human Resource Development  
Department of School Education & Literacy  
(Mid Day Meal Division)  
\*\*\*\*\*

Shastri Bhavan, New Delhi.  
Dated 27<sup>th</sup> February, 2020

**Subject: Allocation of foodgrains to States & UTs under National Programme of Mid-Day Meal in Schools (MDMS) for the 1<sup>st</sup> Quarter (April to June, 2020) and 2<sup>nd</sup> Quarter (July to September, 2020) of financial year 2020-21.**

Department of Food & Public Distribution has concurred the allocation of 1223647.40 tons of food grain comprising 203697.27 tons of wheat and 1019950.13 tons of rice vide O.M. No. 4-2/2020-BP-II dated 24.02.2020 to States & UTs at National Food Security Act (NFSA) rates i.e. Rs.2.00 per kg for wheat and Rs.3.00 per kg for rice under National Programme of Mid-Day Meal in Schools (MDMS) for 1<sup>st</sup> Quarter (April to June, 2020) and 2<sup>nd</sup> Quarter (July to September, 2020) of 2020-21. Accordingly, the food grain allocation for States & UTs during each of the first two quarters of 2020-21 is forwarded herewith at **Annexure-I and II** respectively.

2. States & UTs are requested to further allocate the food grains to their districts as per their requirement on the basis of approved number of children and working days under intimation to this Department as well as to Food Corporation of India (FCI) for supply of food grains accordingly.

3. After receiving food grain allocation from the States & UTs, the District Administration will send a schedule (periodicity and date/week) of lifting of food grains to the local FCI depot depending upon its requirement, transportation convenience and storage capacity. The validity period for lifting of food grains will be as per extant guidelines.

4. District Administration can lift allocated food grains on monthly, bi-monthly or quarterly basis as indicated in its schedule, in accordance with the guidelines issued by Department of Food & Public Distribution, Ministry of Consumer Affairs, Food & Public Distribution, Govt. of India vide their letter No. 1-2/2008-BP.II dated 18.9.2008, from the FCI godowns starting from the 1<sup>st</sup> day of the month preceding the allocation quarter and up to 25<sup>th</sup> of the last month of the allocation quarter. Districts officers are, therefore, required to be directed to lift the food grains accordingly.

5. Payment of the cost of food grains will be made by District authorities within 20 days of the receipt of bills from FCI as per the guidelines issued by this Department vide letter No. 1-15/2009- Desk(MDM) dated 10.2.2010. The guidelines for decentralization of payment of cost of food grains to FCI at district level under MDM Scheme can also be downloaded from the website of this Department [www.mdm.nic.in](http://www.mdm.nic.in). These instructions may be followed strictly by all States & UTs.

(सचिन अरोरा/SACHIN ARORA)  
अवर सचिव/Under Secretary  
भारत सरकार/Govt. of India  
मानव संसाधन विकास मंत्रालय  
Ministry of Human Resource Development  
शास्त्री भवन, दिल्ली/Shastri Bhawan, New Delhi-110001

Contd.../-

6. Procedure laid down in para 3.6 to 3.9 of the above mentioned guidelines dated 10.02.2010 on decentralization of payment of cost of food grains shall be followed meticulously to ensure that the best quality food grains, which in any case will not be inferior to Fair Average Quality (FAQ), is lifted from the FCI godown. The process followed at the time of receipt of food grains from FCI depots should be repeated at each level till the foodgrains reach the end user to ensure that only good quality food grains are delivered for consumption by children. Records/samples to ensure quality should be maintained at all levels.

7. As per para 5.2 of the above mentioned guidelines dated 10.02.2010, a monthly report on payment to FCI and quantity of food grains lifted and released to schools/cooking agency may be furnished in the prescribed format (Annexure-III) latest by 15<sup>th</sup> of the each following month strictly on regular basis. The Monthly Progress Report (MPR) may also be emailed at [rajeevkumar.edu@nic.in](mailto:rajeevkumar.edu@nic.in) on monthly basis.

8. The States & UTs will furnish utilization certificate of the food grains supplied under the Scheme during the year 2019-20 latest by 30.06.2020 in the format enclosed at Annexure-IV to enable GOI to release allocation of food grains for the 3<sup>rd</sup> and 4<sup>th</sup> Quarter before 1<sup>st</sup> week of August, 2020. In the utilization certificate, only the quantity actually consumed at the school/cooking agency level will be indicated as utilized. Whatever remains in school/cooking agency/Block/District level stores/godowns will be shown as unspent balance.

(Sachin Arora)  
Under Secretary to the Government of India  
Tel. No. 011-23381698

(सचिन अरोरा/SACHIN ARORA)  
अवर सचिव/Under Secretary  
भारत सरकार/Ministry of Human Resource Development  
मानव संसाधन विभाग/Ministry of Human Resource Development  
शुद्ध शिक्षा और साक्षरता विभाग/Division of Education & Literacy  
शास्त्री भवन, नई दिल्ली/Shastri Bhawan, New Delhi-110001

To,

The Additional Chief Secretaries/ Principal Secretaries/ Secretaries to the Nodal Department of State Govt. & UT Administration dealing with Mid Day Meal

Copy to:

1. The Executive Director (Sales), Food Corporation of India, 16-20, Barakhamba Lane, New Delhi – 110 001 with the photocopy of the above mentioned OM of the Department of Food & Public Distribution for issuing instruction to all concerned to make available at least of FAQ quality of foodgrain at the FCI godowns, facilitate lifting of the same and submit bills to district authorities within 10 days after lifting for payment by them.
2. The Deputy Secretary, Department of Food & Public Distribution (BP-II Section), Krishi Bhavan, New Delhi.
3. The Directors, Mid-Day Meal Scheme of all the States & UTs for necessary action.
4. Director(GVB)/Director(RA)/DS(DA)
5. US(AD)/US(AK)
6. PPS to Joint Secretary (EE-I).

(Sachin Arora)  
Under Secretary to the Government of India

(सचिन अरोरा/SACHIN ARORA)  
अवर सचिव/Under Secretary  
भारत सरकार/Ministry of Human Resource Development  
मानव संसाधन विभाग/Ministry of Human Resource Development  
शुद्ध शिक्षा और साक्षरता विभाग/Division of Education & Literacy  
शास्त्री भवन, नई दिल्ली/Shastri Bhawan, New Delhi-110001

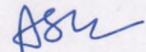
Krishi Bhawan, New Delhi,  
Dated the 24<sup>th</sup> February, 2020

**OFFICE MEMORANDUM**

**Subject:- Allocation of foodgrains under Mid Day Meal Scheme (MDM) for the year 2020-21 for the period 01.04.2020 to 30.09.2020.**

The undersigned is directed to refer to Ministry of Human Resource Development, Department of School Education & Literacy's O.M. No. 5-1/2020-Desk (MDM) dated 17.02.2020 of on the above mentioned subject and to convey the approval of this Department for allocation of **1223647.40 tons of food grains comprising 203697.27 tons of Wheat & 1019950.13 tons of rice for 1<sup>st</sup> and 2<sup>nd</sup> quarter of 2020-21 i.e. 01.04.2020 to 30.09.2020** to Ministry of Human Resource Development, Department of School Education & Literacy at NFSA prices i.e. Rs. 2 per kg of wheat and Rs. 3 per kg of rice under the Mid Day Meal (MDM) Scheme. The allocation for the subsequent quarters will be considered on receipt of requirement of foodgrains from the Ministry of Human Resource Development.


2. The validity period for lifting of foodgrains will be as per extant guidelines.
3. The Ministry of Human Resource Development, Department of School Education & Literacy may communicate State/UT-wise allocation of the allocated quantity of foodgrains to FCI and States/UTs well in time and ensure its lifting within the stipulated validity period by States/UTs.
4. Food Corporation of India (FCI) would issue rice and wheat as per State-wise allocation for the year 2020-21 with monthly breakup to be made by the Department of School Education and Literacy, Ministry of Human Resource Development.
5. The Ministry of Human Resource Development, Department of School Education & Literacy is also requested to furnish consolidated Utilization Certificate in the prescribed proforma GFR - 19A duly signed by the concerned Director for the foodgrains allocated to them under Mid Day Meal Scheme for the year 2019-20.
6. The Department of School Education & Literacy, Ministry of Human Resource Development may ensure that FCI gets full payment in respect of foodgrains released by it to States/UTs under the Scheme & utilization certificates are furnished by the State/UT Governments to it in time. They are also requested to make payment of outstanding amounts to FCI without any delays as FCI bears huge amount of interest on unpaid outstanding amount.




(Abhay Kumar)

Under Secretary to the Government of India  
Tele. No. 23382504

To  
Under Secretary (MDM), (Sh. Ajay Kumar)  
Ministry of Human Resource Development,  
Department of School Education & Literacy,  
Shastri Bhawan, New Delhi.





Copy for information to:-

1. The Chairman-cum-Managing Director, FCI, New Delhi.
2. The General Manager (Sales), FCI, New Delhi.
3. US (Policy-III&IV)/BP-III/BP-I/US(FC A/c)/Guard File.

**MID-DAY-MEAL SCHEME**  
**Allocation of foodgrains for the 1st Quarter of 2020-21**  
**(For the period 01.04.2020 to 30.06.2020)**

(In MTs)

Sl. No.	State/UT	PRIMARY STAGE					UPPER PRIMARY STAGE					NCLP				
		No. of children approved by PAB for 2019-20	No. of Working Days approved by PAB for 1st QTR of the year 2019-20	Foodgrains			No. of children approved by PAB for 2019-20	No. of Working Days approved by PAB for 1st QTR of the year 2019-20	Foodgrains			No. of children approved by PAB for 2019-20	No. of Working Days approved by PAB for 1st QTR of the year 2019-20	Foodgrains		
				Wheat	Rice	Total			Wheat	Rice	Total			Wheat	Rice	Total
1	2	3	4	5	6	7=(5+6)	8	9	10	11	12=(10+11)	13	14	15	16	17=(15+16)
1	Andhra Pradesh	1570000	31	0.00	4867.00	4867.00	950000	31	0.00	4417.50	4417.50	4918	45	0.00	33.20	33.20
2	Arunachal Pradesh	100132	30	0.00	300.40	300.40	53830	30	0.00	242.24	242.24	0	0	0.00	0.00	0.00
3	Assam	2717608	59	0.00	16033.89	16033.89	1331885	63	0.00	12586.31	12586.31	1844	78	0.00	21.57	21.57
4	Bihar	7487562	48	0.00	35940.30	35940.30	3506521	48	0.00	25246.95	25246.95	2000	78	0.00	23.40	23.40
5	Chhattisgarh	1700000	34	0.00	5780.00	5780.00	1100000	34	0.00	5610.00	5610.00	0	0	0.00	0.00	0.00
6	Goa	87000	37	321.90	0.00	321.90	58000	37	321.90	0.00	321.90	0	0	0.00	0.00	0.00
7	Gujarat	2605009	47	6121.77	6121.77	12243.54	1694020	47	5971.42	5971.42	11942.84	0	0	0.00	0.00	0.00
8	Haryana	810287	48	1750.22	2139.16	3889.38	555980	48	1801.38	2201.68	4003.06	2294	76	11.77	14.38	26.15
9	Himachal Pradesh	283782	64	0.00	1816.20	1816.20	196135	64	0.00	1882.90	1882.90	0	0	0.00	0.00	0.00
10	Jammu & Kashmir	436698	62	0.00	2707.53	2707.53	214326	62	0.00	1993.23	1993.23	0	0	0.00	0.00	0.00
11	Jharkhand	2294782	51	0.00	11703.39	11703.39	997048	51	0.00	7627.42	7627.42	3400	78	0.00	39.78	39.78
12	Karnataka	2604491	35	1654.50	7461.22	9115.72	1620734	35	1544.36	6964.50	8508.85	680	78	1.44	6.51	7.96
13	Kerala	1611174	19	0.00	3061.23	3061.23	988980	21	0.00	3115.29	3115.29	0	0	0.00	0.00	0.00
14	Madhya Pradesh	2972829	34	6671.03	3436.59	10107.62	1886988	34	6351.60	3272.04	9623.64	4744	78	36.63	18.87	55.50
15	Maharashtra	5719500	27	0.00	15442.65	15442.65	3612342	27	0.00	14629.99	14629.99	4875	74	0.00	54.11	54.11
16	Manipur	117327	51	0.00	598.37	598.37	33506	51	0.00	256.32	256.32	0	0	0.00	0.00	0.00
17	Meghalaya	385399	56	0.00	2158.23	2158.23	148353	61	0.00	1357.43	1357.43	0	0	0.00	0.00	0.00
18	Mizoram	87152	61	0.00	531.63	531.63	39021	61	0.00	357.04	357.04	0	0	0.00	0.00	0.00
19	Nagaland	124523	57	0.00	709.78	709.78	37398	57	0.00	319.75	319.75	2200	78	0.00	25.74	25.74
20	Orissa	2737061	37	0.00	10127.13	10127.13	1640643	37	0.00	9105.57	9105.57	0	0	0.00	0.00	0.00
21	Punjab	817896	49	2003.85	2003.85	4007.69	558259	49	2051.60	2051.60	4103.20	4800	78	28.08	28.08	56.16
22	Rajasthan	3185306	40	8918.86	3822.37	12741.22	1701019	40	7144.28	3061.83	10206.11	2335	78	19.12	8.20	27.32
23	Sikkim	29573	68	0.00	201.10	201.10	24217	68	0.00	247.01	247.01	0	0	0.00	0.00	0.00
24	Tamilnadu	2425043	33	0.00	8002.64	8002.64	1932627	34	0.00	9856.40	9856.40	5530	78	0.00	64.70	64.70
25	Telangana	1075656	31	0.00	3334.53	3334.53	654000	31	0.00	3041.10	3041.10	1765	73	0.00	19.33	19.33
26	Tripura	221055	46	0.00	1016.85	1016.85	135140	46	0.00	932.47	932.47	0	0	0.00	0.00	0.00
27	Uttarakhand	347250	39	0.00	1354.28	1354.28	247982	39	0.00	1450.69	1450.69	0	0	0.00	0.00	0.00
28	Uttar Pradesh	7619345	43	10811.85	21951.33	32763.18	3300302	43	7024.69	14262.26	21286.95	18570	78	71.70	145.57	217.27
29	West Bengal	6723230	50	0.00	33616.15	33616.15	4137265	50	0.00	31029.49	31029.49	30717	77	0.00	354.78	354.78
30	A&N islands	14017	23	0.00	32.24	32.24	10084	23	0.00	34.79	34.79	0	0	0.00	0.00	0.00
31	Chandigarh	27000	49	52.92	79.38	132.30	18000	49	52.92	79.38	132.30	0	0	0.00	0.00	0.00
32	D&N Haveli	23000	37	0.00	85.10	85.10	11000	37	0.00	61.05	61.05	0	0	0.00	0.00	0.00
33	Daman & Diu	9450	39	0.00	36.86	36.86	6550	39	0.00	38.32	38.32	0	0	0.00	0.00	0.00
34	Delhi	601834	32	962.93	962.93	1925.87	566744	32	1360.19	1360.19	2720.37	0	0	0.00	0.00	0.00
35	Lakshadweep	4604	24	0.00	11.05	11.05	2280	24	0.00	8.21	8.21	0	0	0.00	0.00	0.00
36	Ladakh	12353	72	0.00	88.94	88.94	4845	72	0.00	88.35	88.35	0	0	0.00	0.00	0.00
37	Puducherry	26000	29	0.00	75.40	75.40	19000	31	0.00	88.35	88.35	0	0	0.00	0.00	0.00
	<b>TOTAL</b>	<b>59614928</b>		<b>39269.83</b>	<b>207611.45</b>	<b>246881.28</b>	<b>33995024</b>					<b>90672</b>		<b>168.75</b>	<b>858.23</b>	<b>1026.97</b>

(सचिव अवर संचालन) / (Secretary, A.M. CHINARA)  
 अवर संचालन / A.M. CHINARA  
 भारत सरकार / Government of India  
 मानव संसाधन विकास विभाग / Ministry of Human Resource Development  
 स्कूल शिक्षा और साक्षरता विभाग / Division of School Education & Literacy  
 शास्त्री भवन, नई दिल्ली / Shastri Bhawan, New Delhi-110001

**MID-DAY-MEAL SCHEME**  
**Allocation of foodgrains for the 2nd Quarter of 2020-21**  
**(For the period 01.07.2020 to 30.09.2020)**

Sl. No.	State/UT	PRIMARY STAGE					UPPER PRIMARY STAGE					NCLP				
		No. of children approved by PAB for 2019-20	No. of Working Days approved by PAB for 2nd QTR of the year 2019-20	Foodgrains			No. of children approved by PAB for 2019-20	No. of Working Days approved by PAB for 2nd QTR of the year 2019-20	Foodgrains			No. of children approved by PAB for 2019-20	No. of Working Days approved by PAB for 2nd QTR of the year 2019-20	Foodgrains		
				Wheat	Rice	Total			Wheat	Rice	Total			Wheat	Rice	Total
1	2	3	4	5	6	7=(5+6)	8	9	10	11	12=(10+11)	13	14	15	16	17=(15+16)
1	Andhra Pradesh	1570000	70	0.00	10990.00	10990.00	950000	70	0.00	9975.00	9975.00	4918	92	0.00	67.87	67.87
2	Arunachal Pradesh	100132	69	0.00	690.91	690.91	53830	69	0.00	557.14	557.14	0	0	0.00	0.00	0.00
3	Assam	2717608	42	0.00	11413.95	11413.95	1331885	43	0.00	8590.66	8590.66	1844	78	0.00	21.57	21.57
4	Bihar	7487562	70	0.00	52412.93	52412.93	3506521	70	0.00	36818.47	36818.47	2000	78	0.00	23.40	23.40
5	Chhattisgarh	1700000	71	0.00	12070.00	12070.00	1100000	71	0.00	11715.00	11715.00	0	0	0.00	0.00	0.00
6	Goa	87000	65	565.50	0.00	565.50	58000	65	565.50	0.00	565.50	0	0	0.00	0.00	0.00
7	Gujarat	2605009	73	9508.28	9508.28	19016.57	1694020	73	9274.76	9274.76	18549.52	0	0	0.00	0.00	0.00
8	Haryana	810287	70	2552.40	3119.60	5672.01	555980	70	2627.01	3210.78	5837.79	2294	77	11.92	14.57	26.50
9	Himachal Pradesh	283782	47	0.00	1333.78	1333.78	196135	47	0.00	1382.75	1382.75	0	0	0.00	0.00	0.00
10	Jammu & Kashmir	436698	60	0.00	2620.19	2620.19	214326	60	0.00	1928.93	1928.93	0	0	0.00	0.00	0.00
11	Jharkhand	2294782	73	0.00	16751.91	16751.91	997048	73	0.00	10917.68	10917.68	3400	79	0.00	40.29	40.29
12	Karnataka	2604491	75	3545.36	15988.32	19533.68	1620734	75	3309.34	14923.92	18233.26	680	79	1.46	6.60	8.06
13	Kerala	1611174	57	0.00	9183.69	9183.69	988980	64	0.00	9494.21	9494.21	0	0	0.00	0.00	0.00
14	Madhya Pradesh	2972829	72	14126.88	7277.49	21404.37	1886988	72	13450.45	6929.02	20379.47	4744	79	37.10	19.11	56.22
15	Maharashtra	5719500	73	0.00	41752.35	41752.35	3612342	73	0.00	39555.14	39555.14	4875	74	0.00	54.11	54.11
16	Manipur	117327	64	0.00	750.89	750.89	33506	64	0.00	321.66	321.66	0	0	0.00	0.00	0.00
17	Meghalaya	385399	64	0.00	2466.55	2466.55	148353	65	0.00	1446.44	1446.44	0	0	0.00	0.00	0.00
18	Mizoram	87152	58	0.00	505.48	505.48	39021	63	0.00	368.75	368.75	0	0	0.00	0.00	0.00
19	Nagaland	124523	62	0.00	772.04	772.04	37398	62	0.00	347.80	347.80	2200	79	0.00	26.07	26.07
20	Orissa	2737061	72	0.00	19706.84	19706.84	1640643	72	0.00	17718.94	17718.94	0	0	0.00	0.00	0.00
21	Punjab	817896	72	2944.43	2944.43	5888.85	558259	72	3014.60	3014.60	6029.20	4800	77	27.72	27.72	55.44
22	Rajasthan	3185306	73	16276.91	6975.82	23252.73	1701019	73	13038.31	5587.85	18626.16	2335	79	19.37	8.30	27.67
23	Sikkim	29573	55	0.00	162.65	162.65	24217	55	0.00	199.79	199.79	0	0	0.00	0.00	0.00
24	Tamilnadu	2425043	59	0.00	14307.75	14307.75	1932627	61	0.00	17683.54	17683.54	5530	77	0.00	63.87	63.87
25	Telangana	1075656	66	0.00	7099.33	7099.33	654000	66	0.00	6474.60	6474.60	1765	70	0.00	18.53	18.53
26	Tripura	221055	60	0.00	1326.33	1326.33	135140	60	0.00	1216.26	1216.26	0	0	0.00	0.00	0.00
27	Uttarakhand	347250	75	0.00	2604.38	2604.38	247982	75	0.00	2789.80	2789.80	0	0	0.00	0.00	0.00
28	Uttar Pradesh	7619345	73	18355.00	37266.22	55621.22	3300302	73	11925.64	24212.67	36138.31	18570	78	71.70	145.57	217.27
29	West Bengal	6723230	70	0.00	47062.61	47062.61	4137265	70	0.00	43441.28	43441.28	30717	79	0.00	364.00	364.00
30	A&N islands	14017	68	0.00	95.32	95.32	10084	68	0.00	102.86	102.86	0	0	0.00	0.00	0.00
31	Chandigarh	27000	73	78.84	118.26	197.10	18000	73	78.84	118.26	197.10	0	0	0.00	0.00	0.00
32	D&N Haveli	23000	71	0.00	163.30	163.30	11000	71	0.00	117.15	117.15	0	0	0.00	0.00	0.00
33	Daman & Diu	9450	73	0.00	68.99	68.99	6550	73	0.00	71.72	71.72	0	0	0.00	0.00	0.00
34	Delhi	601834	72	2166.60	2166.60	4333.20	566744	72	3060.42	3060.42	6120.84	0	0	0.00	0.00	0.00
35	Lakshadweep	4604	64	0.00	29.47	29.47	2280	64	0.00	21.89	21.89	0	0	0.00	0.00	0.00
36	Ladakh	12353	75	0.00	92.65	92.65	4845	75	0.00	54.51	54.51	0	0	0.00	0.00	0.00
37	Puducherry	26000	56	0.00	145.60	145.60	19000	62	0.00	176.70	176.70	0	0	0.00	0.00	0.00
<b>TOTAL</b>		<b>59614928</b>		<b>70120.22</b>	<b>341944.90</b>	<b>412065.12</b>	<b>33995024</b>		<b>60344.86</b>	<b>293820.94</b>	<b>354165.80</b>	<b>90672</b>		<b>169.28</b>	<b>901.59</b>	<b>1070.87</b>

Requirement of foodgrains for first two Qtrs of 2020-21

Item	Quantity (in MTs)
Rice	1019950.13
Wheat	203697.27
Total	1223647.40

**(सचिव अरारा/SACHIN ARORA)**  
 अवर सचिव/Under Secretary  
 भारत सरकार/ Govt. of India  
 मानव संसाधन विकास मंत्रालय  
 Ministry of Human Resource Development  
 स्कूल शिक्षा और साक्षरता विभाग, The School Education & Literacy  
 शास्त्री भवन, गैड दिल्ली/Shastri Bhawan, New Delhi-110001

Monthly Report for supply of foodgrains and payment made to FCI under Mid-Day Meal Scheme

Name of the STATE/UT-----

Financial Year: -----

Annual/Six monthly Allocation (in MTs)	Foodgrains lifted (till last month)	Foodgrains lifted during the month (in MTs)	Foodgrains released to Schools/Cooking agencies (in MTs) (till this month)	Pending bills of FCI of the previous year (in Rs.)	Bill submitted by FCI (till this month)		Payment made to FCI (till this month)	
					Quantity (in MTs)	Amount (in Rs.)	Quantity (in MTs)	Amount (in Rs.)
1	2	3	4	5	6	7	8	9
1	<b>Rice</b>							
2	<b>Wheat</b>							
	<b>Total</b>							

Date: \_\_\_\_\_

Place: \_\_\_\_\_

(Signature)  
Secretary of the Nodal Department  
Government/UT Administration of ----

## [Mid-Day Meal Scheme]

Name of the STATE/UT-----

Financial Year: 2019-20-----

## UTILISATION OF FOODGRAINS (PRY &amp; U PRY) during 2019-20

Sl. No.	Foodgrains	PRIMARY					UPPER PRIMARY				
		Allocation for the year 2019-20	Opening Balance as on 31.3.2019	Lifted from FCI during 2019-20	Aggregate quantity Consumed at School level	Balance* Stock as on 31.3.2020	Allocation for the year 2019-20	Opening Balance as on 31.3.2019	Lifted from FCI during 2019-20	Aggregate quantity Consumed at School level	Balance* Stock as on 31.3.2020
1	2	3	4	5	6	7	8	9	10	11	12
1	Rice										
2	Wheat										
	<b>Total</b>										

\*: includes unspent balance at State, District, Block and schools/cooking agencies level at the end of the year.

Date: \_\_\_\_\_

Place: \_\_\_\_\_

(Signature)  
 Secretary of the Nodal Department  
 Government/UT Administration of ----